

# TRUGRIP™

## Metal-to-Wood Fasteners

The preferred fastener by the leading post frame builders and manufacturers.



### Applications

- Metal roof and wall panel to wood structure.
- Metal panel over insulation to wood structure.
- Stitch metal roof and wall panel.


### Product Features

- Non-walking sharp point for fast material engagement.
- EPDM bonded washer prevents leaks.
- Vulcanized bonding of washer eliminates separation of EPDM from the metal backing.
- High hat HWH for driving stability.
- Climaseal® finish provides excellent corrosion resistance and lower tapping torque.

### Product Specifications

<b>Material</b> .....	Case hardened carbon steel
<b>Diameter</b> .....	#9, #10, #12, #14
<b>Thread Form</b> .....	9-15
	12-14
	10-16 Hi-Lo
	14-10
<b>Head Style</b> .....	1/4" HWH, 5/16" HWH
<b>Washer Style</b> .....	Galvanized (G-90)
<b>Drill Point</b> .....	#12, #9 Sharp
	#10 A.P.T. (Anti-Pigtail Technology)
	#14 Type 17
<b>Finish</b> .....	Climaseal
	Available with P <sup>3</sup> powder paint

### Head Styles

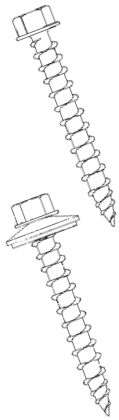


Hex Washer Head



Hex Washer Head with Bonded Washer

## Selector Guide



Part Number	Description	Head Style	Drill Point	Drill & Tap Capacity	Material Attachment Range	Box Qty	Applications
1271000	9-15 x 1"	HWH	Sharp	.012-.048	0-.250	7,000	• Metal wall panel to wood structure
1272000	9-15 x 1-1/2"	HWH	Sharp	.012-.048	0-.750	4,000	
1273000	9-15 x 2"	HWH	Sharp	.012-.048	.500-1.250	3,000	• Metal panel over insulation to wood
1275000	9-15 x 2-1/2"	HWH	Sharp	.012-.048	1.000-1.750	1,500	
1276000	9-15 x 3"	HWH	Sharp	.012-.048	1.500-2.250	1,500	
1558000	14-10 x 1-1/2"	5/16" AF HWH	Type 17	.012-.048	.445	3,000	
1277000	12-14 x 3/4"	HWH	Sharp	.012-.048	---	4,000	• Stitching of metal wall panel
<b>With 1/2" Bonded Washer</b>							
1262053	9-15 x 1"	HWH	Sharp	.012-.048	0-.250	4,000	• Metal roof and wall panel to wood
1264053	9-15 x 1-1/2"	HWH	Sharp	.012-.048	0-.750	2,500	
1267053	9-15 x 2"	HWH	Sharp	.012-.048	.500-1.250	2,000	• Metal panel over insulation to wood
1268053	9-15 x 2-1/2"	HWH	Sharp	.012-.048	0-.250	1,500	
1269053	9-15 x 3"	HWH	Sharp	.012-.048	1.500-2.250	1,000	
1801053	10-16 x 1"	HWH	A.P.T.	.012-.048	0-.250	2,500	
1802053	10-16 x 1-1/2"	HWH	A.P.T.	.012-.048	0-.750	2,500	
1803053	10-16 x 2"	HWH	A.P.T.	.012-.048	.012-.048	2,000	
1804053	10-16 x 2-1/2"	HWH	A.P.T.	.012-.048	1.000-1.750	1,500	
1805053	10-16 x 3"	HWH	A.P.T.	.012-.048	1.500-2.250	1,000	
1525053	14-10 x 1"	5/16" AF HWH	Type 17	.012-.048	0-.445	2,500	
1526053	14-10 x 1-1/2"	5/16" AF HWH	Type 17	.012-.048	0-.750	2,000	
1270053	12-14 x 3/4"	*HWH	Sharp	.012-.048	---	4,000	• Stitching of metal roof and wall panel

\*With 9/16" O.D. Bonded Washer

## Performance Data for #10 Diameter

PULLOUT VALUES IN STEEL (average lbs. ultimate)					
Fastener Dia.	Steel Gauge				
	26	24	22	20	18
9	171	252	329	401	634
12	199	271	360	426	656
10	151	238	291	359	478

FASTENER VALUES			
Fastener (dia-tpi)	Tensile (lbs. min.)	Shear (avg. lbs. ult.)	Torque (min. in. lbs.)
9-15	1800	1200	50
12-14	2778	2000	92
10-16	1927	1200	71

SHEET STEEL GAUGES	
Gauge No.	Decimal Equivalent
18	.048"
20	.036"
22	.030"
24	.024"
26	.018"
28	.015"
30	.012"

PULLOUT VALUES IN WOOD (average lbs. ultimate)					
Fastener Dia.	Embedment in 2" x 4"				
	1/2"	3/4"	1"	1-1/4"	1-1/2"
9	198	328	571	728	872
12	210	335	-	-	-
10	256	710	753	1121	1358


PULLOVER VALUES (average lbs. ultimate)						
Fastener Dia.		Steel Gauge				
		26	24	22	20	18
9	Unwashed	465	623	815	1049	1549
9	Washed	515	674	875	1100	1627
12	Unwashed	527	699	863	912	1185
12	Washed	587	744	915	993	1246
10	Washed	548	932	1122	1444	1894

The values listed are ultimate averages achieved under laboratory conditions and apply to Buildex manufactured fasteners only. Appropriate safety factors should be applied to these values for design purposes.

## Installation Guidelines

- A standard screwgun with a depth sensitive nosepiece should be used to install TruGrip™. For optimal fastener performance, the screwgun should be a minimum of 6 amps and have an RPM range of 0-2500.
- Adjust the screwgun nosepiece to properly seat the fastener.
- New magnetic sockets must be correctly set before use. Remove chip build-up as needed.
- Overdriving may result in torsional failure of the fastener or stripout of the substrate.
- The fastener must penetrate beyond the metal structure a minimum of 3 pitches of thread.

### Properly Seated Washers



1349 West Bryn Mawr Avenue  
Itasca, Illinois 60143  
630-595-3500 Fax: 630-595-3549  
www.itwbuildex.com

TruGrip™ and Climaseal® are trademarks of ITW Buildex and Illinois Tool Works, Inc.

© 2010 ITW Buildex and Illinois Tool Works, Inc.