

Acoustical/Ceiling/Partitions



Acoustical/Ceiling/Partitions

Seismic Fixture Clamp

Features

- Cost effective
- Reusable
- Secures fluorescent light fixtures to the ceiling frame members
- Requires no additional chains, cables or slack wires attached to the fixture
- Helps strengthen integrity of the T-Bar system
- Holds in place against the force of standard fire-hose pressure
- Meets U.S. building code and electrical code specifications
- Also satisfies NEC® 410.16(C) positive attachment for secure fastening of luminaires (fixtures) complying with Acceptance Criteria 184



Fig. #1

Part Number	Fig. #	Description	Standard Packaging Quantity
SFCLT	1	Seismic Fixture Lighting Clamp (set of 4) for one standard tapered 2' x 4' light fixture	100
SFCLTCF	2	Seismic Fixture Lighting Clamp (set of 2) for one 2' x 2' light fixture. In addition, a set of SFCLT is required	100
SFCLTCFS	3	Seismic Fixture Lighting Clamp (set of 2) for reinforcement of T-Bar main runner/cross runner connections	100
SFCLTE	2	Seismic Fixture Lighting Clamp (set of 2) for two standard tapered 2' x 4' light fixtures end-to-end. In addition, a set of SFCLT is required	50
SFCLTS	2	Seismic Fixture Lighting Clamp (set of 2) for two standard tapered 2' x 4' light fixtures side-by-side. In addition, a set of SFCLT is required	50



Fig. #2



Fig. #3



SFC required at each corner

Note: The Seismic Fixture Clamp has been tested for compliance to the UBC, NEC, NBC, and CEC as well as approved and listed with:

- Warnock Hersey (Listed)
- ETL (Listed)
- Certified to CSA C22.2 No. 9.0-96 Component Only
- ID: Seismic Fixture Clamp



ICBO standards are a copyright of the International Code Council.
ICC is a registered trademark of the International Code Council.
Warnock Hersey & ETL are listing marks of Intertek Testing Services, NA.

Acoustical/Ceiling/Partitions

Lay In And Troffer Light Fixture Support Clips

Features

- Complies with The National Electrical Code, Article 410.16 Means of Support
- Gives a positive method of securing troffers and lay-ins
- Fits round or rectangular head tee bar
- No tools required for installation
- 4 clips per fixture required per UL listing
- 515 For straight lip fixtures
- 515A For straight or upturned lip fixtures



Fig. #1

**Works On
New Taller
T-Grid!**



Part Number	Fig. #	Description	Standard Packaging Quantity
515	1	Straight lip fixtures	100
515A	2	Upturned or straight lip fixtures	100
515AWHA	2	Upturned or straight lip fixtures	100

Note: No load rating – Position only



Fig. #2



TGE Clip T-Grid Splicing Clip

Features

- Replaces pop riveting
- No need to cut and bend "T"
- Can be used to splice across "T" into the main "T"
- "T" to edge angle

Part Number	Description	Standard Packaging Quantity
TGE	Attaches tee to edge trim	100



Acoustical/Ceiling/Partitions

Electrical Component Supports

Features

- Provides a method of supporting conduit and outlet boxes above acoustical tee bar
- Available for both horizontal and vertical support
- Clips are available with 1/4-20 thread impression or plain hole
- Riveted assemblies accommodate MC/AC to 1" conduit
- No installation tools required for basic clip
- Additional support required per NEC 300.11



Fig. #3

Part Number	Fig. #	Side or Top Mounted	Description	Standard Packaging Quantity
12PATS	1	Side	for 3/4" conduit	100
16PATS	1	Side	for 1" conduit	100
8PATS	1	Side	to 1/2" conduit	100
12PATA	2	Top	for 3/4" conduit	100
16PATA	2	Top	for 1" conduit	100
8PATA	2	Top	for 1/2" conduit	100
ATA4I	3	Top	1/4-20 thread impression	100
ATS4I	4	Side	1/4-20 thread impression	100
16MATS	5	Side	for 1" conduit	100
6MATS	5	Side	for MC/AC cable	100
812MATS	5	Side	for 1/2" to 3/4" conduit	100
16MATA	6	Top	for 1" conduit	100
6MATA	6	Top	for MC/AC cable	100
812MATA	6	Top	for 1/2" - 3/4" conduit	100
MAC2ATA	7	Top	Acoustical Tee	100

Notes: No Load Rating - Positioning Only; Eliminates need for offset bending conduit; Additional support required per NEC 300.11



Fig. #1



Fig. #2



Fig. #4



Fig. #5



Fig. #6



Fig. #7



Acoustical/Ceiling/Partitions

Independent Support Clips

Features

- Provides a means of independent support of fixtures
- No tools required for installation
- Includes mounting hardware



Fig. #1

Static Load: 65 lbs.

Part Number	Fig. #	Grid Size (in)	Stud Length (in)	Standard Packaging Quantity
Stud: 1/4-20				
IDS	1	15/16	5/8	100
IDS15	1	15/16	1 1/2	100
IDS2	1	15/16	2	100
IDS9 ⁺	1	9/16	5/8	100
IDS95 ⁺	2	9/16 x 5/16	5/8	100
Stud: 8-32				
IDST ⁺	3	15/16	9/16	100
IDS9T ⁺	3	9/16	9/16	100
IDS95T ⁺	2	9/16 x 5/16	9/16	100

*For Ultra Line 3500, AWW Ultra Line 3600 (a trademark product of Chicago Metallics Corp.)

*For Fineline and Fineline 1/8" Grids (a trademark product of USG Interiors®, Inc.)

*Uses identical nuts as figure 3



**Works On
New Taller
T-Grid!**



Fig. #2



Fig. #3



Optional barrel nut:
order by adding -WB
suffix to part number
(IDSTWB)

Acoustical/Ceiling/Partitions

Snap On Fixture/ Box Hanger



Fig. #1

Features

- Snaps easily onto tee bar
- Hanger comes complete with box mounting clip and 1/4-20 screw
- Supports from acoustical tee bar as well as main structure with the use of a drop wire
- Dual height feature permits 1-1/2" deep electrical box to be mounted flush with tile or off-set 3/4" for plaster ring
- 512A is height adjustable up to 8" allowing you to install double deep boxes, speaker cases and emergency light fixtures above acoustical tee
- Not permitted for paddle fans

Part Number	Fig. #	Description	Standard Packaging Quantity
512	1	Electrical box hanger - 24" span	50
51212	1	Electrical box hanger - 12" span	50
51220	1	Electrical box hanger - 20" span	50
51230	1	Electrical box hanger - 30" span	50
512A	2	8" height adjustable - 24" span	50
512ATC*	2	8" height adjustable - 24" span	50
512TC*	1	Electrical box hanger - 24" span	50
CHB	3	Box mounting clip	100
CHBTC*	3	Box mounting clip	100
S102438BP50*	-	10-24 1/2" Round Head Robertson screw	50
S3575BP50	-	1/4-20 x 3/8" Round Head Screw	50

*For Canadian boxes

Notes: Not to exceed static load of 20 lbs. without independent wire support to CHB. CHB can be purchased separately when more than one box is required. Screw furnished. One CHB mounting clip is included with each 512.



Fig. #2



Fig. #3



Acoustical/Ceiling/Partitions

T-Grid Box Hanger

Features

- Quickly mounts a box to T-grid
- Now height adjustable for various electrical box depths
- Installs by hand
- Drop wire for independent support from clip and/or bar
- Screws easily to tee bar for added stability
- Multiple box installations
- Double deep box installations
- 512HDXT Extension Brackets
- Not permitted for paddle fans



Fig. #1

Static Load: 50 lbs.

Part Number	Fig. #	Description	Standard Packaging Quantity
510HD	1	Box mounting clip can be purchased separately for multiple box requirements	100
510HDTC*	2	Box mounting clip can be purchased separately for multiple box requirements	100
512HD†	1	Heavy-duty electrical box hanger with box mounting clip – 24" span	25
512HDEEP†	1	Heavy-duty electrical box hanger with extension bracket – 3 5/8" height	25
512HDEEPTC*	1	Heavy-duty electrical box hanger with extension bracket – 3 5/8" height	25
512HDTC*	1	Heavy-duty electrical box hanger with box mounting clip – 24"	25
512HDXT†	3	Extension bracket 3 5/8" height (25 sets)	50

*For Canadian boxes

†Tall grid compatible.

Notes: 512HD Series Standard bar mounts 2-1/8" box – break off tabs for 1-1/2" deep box. Mounts flush with face of tile.

512HDEEP Series with additional 512HDXT mounts 2-1/8" deep box with 1-1/2" extension ring.

One 510HD box mounting clip is included with each 512HD and 512HDEEP.



Fig. #2



Fig. #3



Acoustical/Ceiling/Partitions

Fan/Fixture Mount

Features

- 2-1/8" electrical box is pre-mounted and centered on bracket and is fully adjustable up to 8" in either direction
- Electrical box has three open knockouts for quick installation
- Each kit includes:
 - Screws to mount fan
 - CADDY® SPEED LINK to support from building structure
 - Two Fixture Mount Stabilizer Clips (FMSBC1) to stabilize ceiling tiles
- UL® Listed



Fig. #1



Fig. #2

Part Number	Fig. #	Description	Load Rating		Standard Packaging Quantity
			Fan	Fixture	
512HDFM35	1	Heavy Duty Fan/Fixture Support	35 lbs	50 lbs	1
512HDFM70	2	Heavy Duty Fan/Fixture Support	70 lbs	90 lbs	1



Acoustical/Ceiling/Partitions

Fixture Mount Stabilizer Clip



Features

- Levels signage
- Secures ceiling tile during installation of trim rings
- Helps eliminate bulges in ceiling tiles
- Works with square or hex-shaped electrical boxes
- Can be used on boxes with or without plaster rings
- No installation tools required
- Patent pending design
- Easy to adjust and maintains shape after installation

Part Number	Description	Standard Packaging Quantity
FMSBC1	Fixture Mount Stabilizer Clip (FMSBC1)	100



Acoustical/Ceiling/Partitions

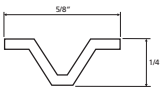
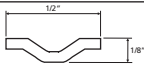

Suspension Bar For Light Fixtures 517 Series



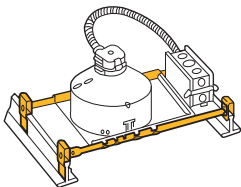
Features

- Reduces installation time
- No tools required for installation
- End clips rotate for mounting horizontal or vertical base plates
- Position of fixture is adjustable, simply slide to location
- No center clips required
- Span adjustable 11" to 26"

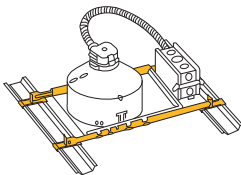
**Works On
New Taller
T-Grid!**

Part Number	Replacement Bar Type	Light Fixtures
517A	 to Standard 5/8" x 1/4"	CAPRI PR-751CX; CAPRI R-10C; CAPRI R-10X; CAPRI R-9X; HALO H17; JUNO AP; JUNO APT; JUNO IC; JUNO ICT; JUNO J; JUNO SC; JUNO TC; THOMAS RI-IC
517FCA		
517B	 to Narrow 1/2" x 1/8"	CAPRI HSG; HALO H7; LIGHTOLIER 711
517FCB		
517C	 to Wide 3/4" x 1/8"	MARCO; Progress P-7
517FCC		

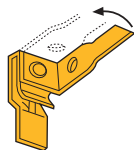
Notes: Applicable to a wide variety of light fixtures.; Measure width of bar to find appropriate bar for fixture.; No Load Rating - Positioning Only; The 517 series bar replaces the fixture bar.



T-Grid Applications



Hat Channel Applications



End clips rotate for mounting horizontal or vertical base plates



Acoustical/Ceiling/Partitions

Suspension Bars For Lightolier® Calculite® Series Fixtures

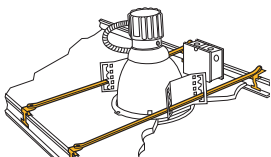


Features

- Reduces installation time
- Only a screwdriver required
- Position of fixture is adjustable with span

Note: No Load Rating - Positioning Only

Part Number	Description	Standard Packaging Quantity (Set)
520	Suspension bars for Lightolier Calculite series fixtures	10

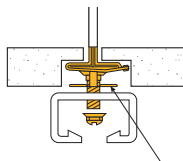


Lightolier and Calculite are registered trademarks of Lightolier, a GENLYTE Company.

“Twist On” Track Light Clips

Features

- Fast, easy installation
- No special tools required
- Will not damage T-bars
- Available in white finish
- Nut included – standard pal nut
For brass hex nut add WB to part number (2G9WB)



Static Load: 25 lbs

Spacer

Part Number	Description	Surface Finish	Stud Length (in)	Standard Packaging Quantity
2G9	For 9/16" tee	Silver	7/16	100
2G9S10	For 9/16" tee	Silver	5/8	100
4G8	For 15/16" tee	Silver	5/8	100
4G8S7	For 15/16" tee	Silver	7/16	100
4G8S7WH	For 15/16" tee	White	7/16	100
4G8WH	For 15/16" tee	White	5/8	100

Acoustical/Ceiling/Partitions

“Twist On” Fixture Support

Features

- Supports electrical fixtures from acoustical tee bar 9/16", 15/16" or 1-1/2" wide
- 1/4-20 stud – 5/8", 1-1/2", 2" or 3" long
- Washer-wing nut (4WN) included
- No tools required for installation



Fig. #1

Part Number	Fig. #	Description	Static Load (lbs)	Stud Length (in)	Standard Packaging Quantity
4TGS*	1	For recess T-grid system	25	1/4	100
4G24	2	For 1 1/2" tee with 4WN	40	5/8	100
4G16H	3	For 15/16" tee	40	1	100
4G16	4	For 15/16" tee with 4WN	50	5/8	100
4G1615	4	For 15/16" tee with 4WN	50	1 1/2	100
4G162	4	For 15/16" tee with 4WN	50	2	100
4G163	4	For 15/16" tee with 4WN	50	3	100
4G9	4	For 9/16" tee	40	5/8	100

*4TGS: To be used with studded Twist Clips



Fig. #2



Fig. #3



Fig. #4



Acoustical/Ceiling/Partitions

Lock-On Twist Clip

Features

- Attaches easily to tee bar
- Doesn't harm acoustical tee
- Fits 15/16" tee bar
- Provides "positive lock" to position fastener
- 4WN washer wing nut included



Fig. #1

Part Number	Fig. #	Description	Static Load	Standard Packaging Quantity
PT16	1	Lock-on twist clip for 15/16" tee, 3/4" stud	50	100
PT16FP	1	With felt pad	50	100
PT16SPCR	2	Plastic spacer for PT16	N/A	100

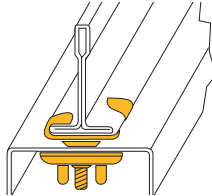


Fig. #2

Conduit Clip

Features

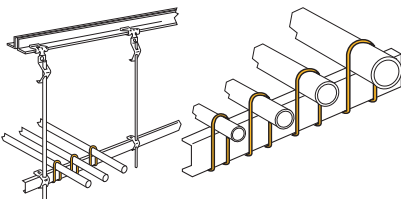
- Secure 1/2", 3/4", 1", 1-1/4" thin wall conduit to 1-1/2" lathers channel
- No tools required for installation



Static Load: 50 lbs

(When conduit hangs below lathers channel)

Part Number	Description
8D15L	1/2" EMT Conduit to 1-1/2" lathers channel
12D15L	3/4" EMT conduit to 1-1/2" lathers channel
16D15L	1" EMT conduit to 1-1/2" lathers channel
20D15L	1-1/4" EMT conduit to 1-1/2" lathers channel



Acoustical/Ceiling/Partitions

Fluorescent Light Fixture Hanger

Features

- Provides an easy method of supporting an industrial class fluorescent light fixture from S-Hooks and Jack Chain.
- Fits most fluorescent light fixtures.
- Reduces the need to modify Jack Chain for fixture installation.
- Requires no special tools for installation.



Fig. #1

Static Load: 50 lbs.

Part Number	Fig. #	Description	Standard Packaging Quantity
LFC	1	Side mount clip	100
LFC90	2	Top mount clip	100



Fig. #2



Jack Chain And S-Hooks

Static Load: 29 lbs.

Part Number	Description	Standard Packaging Quantity
770	#12 Jack Chain 100 ft	1
771	#11 S-Hooks	50



Acoustical/Ceiling/Partitions

Independent Electrical Drop Wire/Rod Securing Clip



Fig. #1

Features

- Helps prevent sway of dedicated electrical drop wire/rod
- Will not affect ceiling grid systems negatively
- No tools required for installation. Forgiving design doesn't require exact cutting of rod/wire
- Painted yellow for easy identification by the inspector

Part Number	Fig. #	Description	Standard Packaging Quantity
EC311	1	Electrical drop wire securing clip #12 thru #8 wire	100
EC3114Z34	2	#12 wire thru 1/4" threaded rod	100
EC3116Z34	2	3/8" threaded rod	100
EC311P	3	Plastic electrical drop wire securing clip #12 thru #8 wire	100

Notes: Consult local authority for application approval.
Refer to NEC 300.11



Fig. #2



Fig. #3

**Works On
New Taller
T-Grid!**



Acoustical/Ceiling/Partitions

Adjustable Box And Conduit Support (DFN)

Features

- Supports boxes and conduit above acoustical T-bar with adjustments from 4-1/4" through 7-1/4"
- Allows attachment of conduit clips with thread impressions at required height
- No tools required for installation



Fig. #1

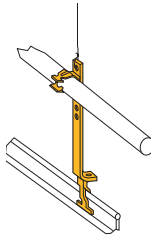
No Load Rating - Positioning Only

Part Number	Fig. #	Description	Conduit Size (in)	Standard Packaging Quantity
528	1	Adjustable box and conduit support (DFN)	-	50
52812P	2	Tee-bar rivet to hanger assembly 3/4" EMT	For 3/4 EMT	25
52816P	2	Tee-bar rivet to hanger assembly 1" EMT	For 1 EMT	25
5288P	2	Tee-bar rivet to hanger assembly 1/2" EMT	For 1/2 EMT	25

Note: Comes with P-series with THD impression screw assembled to top hole location (adjustable).



Fig. #2



Additional support wire required per NEC 300.11



Acoustical/Ceiling/Partitions

Conduit/Box Support



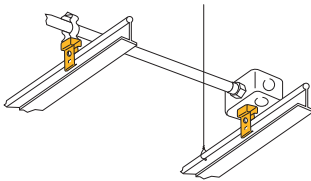
Features

- Provides a method for attaching above acoustical tee bars
- Provided with 1/4-20 screw for attachment to tee bar
- Has a 1/4-20 thread impression for direct attachment to an outlet box or conduit clips
- When used in combination with a conduit clip and outlet box, it provides exact alignment – eliminating an offset bend in the conduit

Part Number	Description	Standard Packaging Quantity
4ACS	Conduit/box support on T-grids	100

Works On
New Taller
T-Grid!

Notes: Consult local authority for application approval; Not to be used to hang Tee Grid



Acoustical/Ceiling/Partitions

Lathers Channel Hanger

- Attaches 1-1/2" lathers channel to #8 wire, 1/4" plain rod
- Attaches 2" lathers channel to 1/4" plain rod
- Available in both center and sidemount for 1/4" rod
- Provides pre-leveling of channel
- Will fit channel flange widths 7/16" thru 5/8"
- No tools required for installation

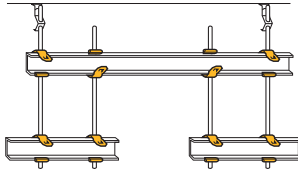


Fig. #1

Part Number	Fig. #	Description	Static Load Limit (lbs)	Standard Packaging Quantity
2B15LS	1	#8 Wire to 1-1/2" lathers channel side mount	160	100
4B15LS	1	1/4" Rod to 1-1/2" lathers channel side mount	160	100
4B2LS	1	1/4" Rod to 2" lathers channel side mount	160	100
4B15L	2	1/4" Rod to 1-1/2" lathers channel	200	100



Fig. #2

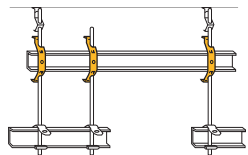


- Helps eliminate the major problem of cutouts for lighting layouts, ducts, obstructions and architectural changes
- Provides a method for attaching 1-1/2" channel to existing #8 wire, #9 wire, 3/16" or 1/4" plain rod, or 1/8"- 3/16" x 1" wide strap
- No tools required for installation



Fig. #3

Part Number	Fig. #	Description	Standard Packaging Quantity
HRL15A	3	Lathers Channel Hanger #9 and #8 wire- 3/16" and 1/4" plain rod; 1/8" and 3/16" thick strap (flange)	100



Acoustical/Ceiling/Partitions

Lathers to T-Grid Hanger Clip

Features

- Allows 6" drop space providing area for light fixtures
- Fits 1-1/2" channel with flange widths from 1/2" to 5/8"
- Installs quickly and easily



Fig. #1

Part Number	Fig. #	Description	Standard Packaging Quantity
LTGH	1	Provides 6" space in supporting acoustical tee from 1-1/2" lathers channel	100



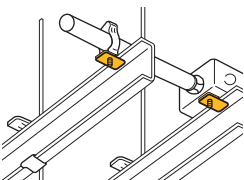
Lathers Channel Box Mount

Features

- Provides attachment of conduit and outlet boxes directly to lathers channel with 1/4-20 x 3/4" screw furnished
- Can be applied to the top or bottom flange of the channel
- Fits most lathers channel 3/4", 1-1/2" and 2". Maximum flange width 5/8"



Part Number	Description	Standard Packaging Quantity
4LCB	Lathers channel box mount	100



Eliminates offset bending conduit

Acoustical/Ceiling/Partitions

Support Box From Lathers Channel

Features

- Provides a convenient method of supporting an electrical box from 3/4" thru 2" lathers channel
- "One piece/two piece" construction helps prevent dropping of loose parts
- Built-in thread impressions eliminate the need for nuts
- Multiple pre-punched holes allow for box height adjustability and screw and nut are provided



Part Number	Lathers Channel Size	Standard Packaging Quantity
LCSB12	3/4," 1," 1 1/2" or 2"	50

Notes: No Load Rating - Positioning Only

